



# RE92.CHECKMATE

Dual loop controller for industry purpose.



- Simple and user-friendly service
- Safety and reliability guaranteed thanks to:
  - installation category III
  - proper galvanic isolation
  - noise immunity
- Universal **separated** measuring inputs
- Automatic parameter selection according to the controlled object
  - SMART PID algorithm
- Digital communication - RS-485(standard) , Ethernet (option)

## MODERN CONTROL FUNCTIONS

- independent dual loop control
- PID control, on/off, three-step control of heating-cooling, and step-by-step control
- additional Modbus Master input for reading measurements from two external devices via RS-485 (up to 10 registers per device)
- innovative SMART PID algorithm with auto-tuning function (automatic selection of PID parameters)
- the source of control signal is one of the two inputs or the sum/difference of the signal from two inputs combined
- 4 sets of PID parameters and additional set for cooling (for each loop)
- 6 types of alarm with programmable hysteresis and memory (latch function)
- digital communication - RS-485 (standard), Ethernet (option)
- Gain Scheduling feature - automatic PID set switching, depending on the set temperature (when the object behaves decidedly differently in various temperatures)

## INTUITIVE AND USER-FRIENDLY INTERFACE

- 3.5" full-colour graphic screen with luminosity control
- menu available in English
- password-protected regulator access (4 users, 3 access levels)
- signaling a state of binary inputs and two-state outputs

## RELIABLE CONTROL WITH FIXED SET-POINT


- 4 set point values switchable by the binary inputs (for each loop)
- soft-start function for set point values change, programmable increase/decrease
- also an additional input may serve as the source of set point value (input 3)

## ADVANCED PROGRAMMING CONTROL

- 60 internal programs (30 programs per loop)
- 15 units per program
- signaling up to 6 events per unit (two-state outputs)
- selection of PID parameters for any unit
- iterations number setting (up to 9999 repetitions)

## RE92

is an advanced dual loop controller for industrial use. It was designed for demanding industrial applications. RE92 can control two controlled objects independently or control two physical values in one object (e.g. in the two-zone furnaces). Thanks to the universal measuring inputs, it can be used for controlling of temperature and other physical values (e.g. pressure, humidity). Every user can update controller's software individually, thus getting access to the additional features added by the LUMEL development team.



# CONNECTIONS DESCRIPTION

## UNIVERSAL SUPPLY

- 85...253 V a.c./d.c
- installation category III

## MULTI-FUNCTIONS OUTPUTS

- 6 relay outputs or 2 binary and 4 relay outputs
- outputs features: control, alarm, signaling events and binary output state in programming control
- **the ability to directly control outputs via the digital interface**

## MINI USB PORT

- designed for future uses

## ADDITIONAL INPUT (OPTION)

- input 0/4...20 mA, 0...5/10 V or 0...100/1000 Ω
- programmable indication range
- averaging of the measurements with programmable time filter
- functions: measurement of controlled signal and set point value

## ETHERNET INTERFACE (OPTION)

- Modbus TCP protocol
- for the monitoring of the controller and programming
- FTP Server
- **web server (to download the .csv archive files remotely)**

## OBJECT TRANSDUCERS SUPPLY (OPTION)

- 24 V d.c., max. 30 mA
- for external transducers and sensors

## FREE UPDATES & PARAMETER LOGGING

- software self-update using SD memory card
- process parameter logging on SD card (.csv files)

## RS-485 INTERFACE SLAVE

- Modbus RTU protocol
- for the monitoring of the regulator programming

## RS-485 INTERFACE MASTER

- **protocol Modbus RTU**
- **for reading measurements from two external devices (up to 10 registers per device)**
- **the read register can be used as a measuring input for the control channel**

## ANALOG OUTPUTS (OPTION)

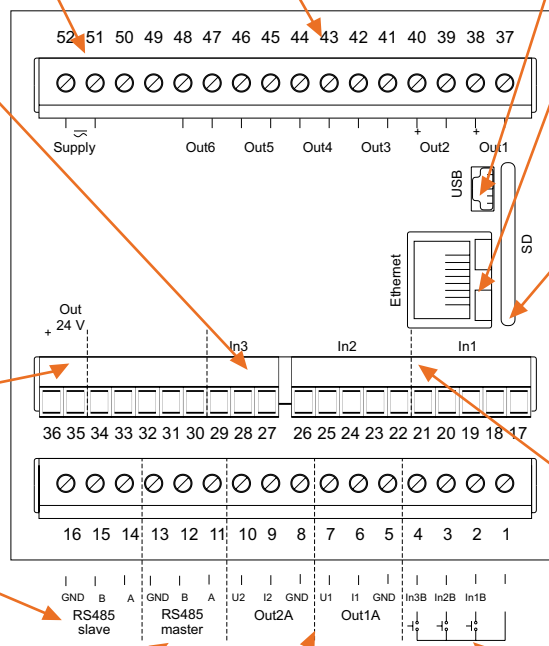
- two programmable analog output 0/4...20 mA and 0...10 V
- outputs features: control, retransmission

## UNIVERSAL INPUTS

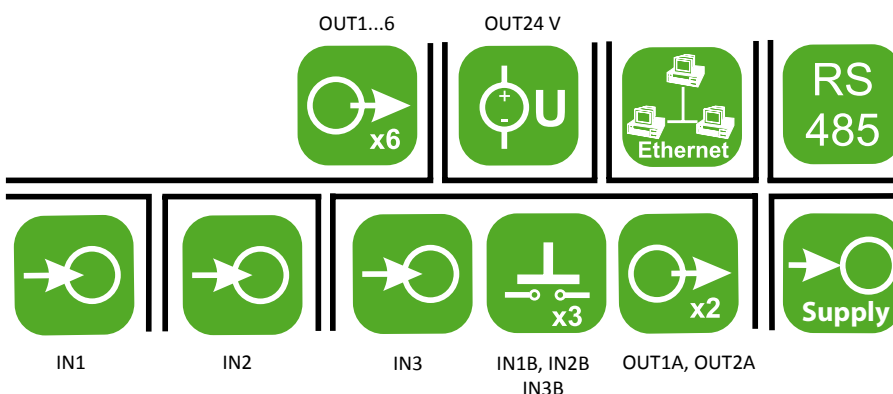
- 2 programmable measuring inputs (temperature sensor, 0/4...20 mA i 0...5/10 V)
- programmable indication range
- averaging of the measurements with programmable time filter

## BINARY/LOGIC INPUTS

- 3 voltageless binary inputs
- inputs features: stop control, manual /automatic control, program control, relay outputs control
- **3 additional binary inputs controlled with digital interface**



# GALVANIC ISOLATION



# TECHNICAL DATA



INPUTS			
Input type	Range	Error	Additional error
Universal main inputs 1 and 2			
Pt100	-200 ... 850°C	0.2%	Compensation of wire resistance changes in 3-wire connection: < 0.1%  Compensation of thermocouple reference cold junction: < 2°C  Ambient temperature change: ≤ 0.1% / 10 K
Pt500	-200 ... 850°C	0.2%	
Pt1000	-200 ... 850°C	0.2%	
Ni100	-60 ... 180°C	0.2%	
Ni1000	-60 ... 150°C	0.2%	
Cu100	-50 ... 180°C	0.2%	
Fe-CuNi (J)	-100 ... 1200°C	0.3%	
Cu-CuNi (T)	-100 ... 400°C	0.3%	
NiCr-NiAl (K)	-100 ... 1372°C	0.3%	
PtRh10-Pt (S)	0 ... 1767°C	0.5%	
PtRh13-Pt (R)	0 ... 1767°C	0.5%	
PtRh30-PtRh6 (B)	0 ... 1767°C	0.5%*	
NiCr-CuNi (E)	-100 ... 1000°C	0.3%	
NiCrSi-NiSi (N)	-100 ... 1300°C	0.3%	
Current (I)	0/4 ... 20 mA	0.2% +/- 1 digit	
Voltage (U)	0 ... 5/10 V	0.2% +/- 1 digit	
Additional input			
Current (I)	0/4 ... 20 mA	0.2% +/- 1 digit	Ambient temperature change: ≤ 0.1% / 10 K
Voltage (U)	0 ... 5/10 V	0.2% +/- 1 digit	
Resistance (R)	0 ... 100/1000 Ω	0.2% +/- 1 digit	
Logic input	3 x voltageless		

\* error concerns the range: 200...1767 °C (392 ... 3212.6 °F)

OUTPUTS		
Output type	Properties	Remarks
Relay	6/4 outputs	switching contacts, 2 A/ 230 V
Voltage transistor	0/2 outputs	0/5 V ( $I_{max}=20$ mA)
Continuous voltage	0...2 outputs	0...10 V, $R_{load} \geq 1$ k Ω
Continuous current	0...2 outputs	0/4...20 mA, $R_{load} \leq 500$ Ω

DIGITAL INTERFACE		
Interface type, protocol	Mode	Baud rate
RS-485, MODBUS RTU Slave	8N2, 8E1, 8O1, 8N1	2400, 4800, 9600, 19200, 38400, 57600, 115200 bit/s
RS-485, MODBUS RTU Master	8N2, 8E1, 8O1, 8N1	2400, 4800, 9600, 19200, 38400, 57600, 115200 bit/s
Ethernet, MODBUS TCP Slave, FTP server, web server		

EXTERNAL FEATURES		
Readout field	colorful display TFT 3,5"	320 x 240 pixels
Overall dimensions	external: 96 x 96 x 100 mm	panel cut-out: 92.5 x 92.5 mm
Weight	< 0.5 kg	
Protection grade	from the frontal side: IP65	from the terminal side: IP20

RATED OPERATING CONDITIONS		
Supply voltage	85...253 V a.c./d.c.	frequency: 40...50...440 Hz
Temperature	ambient: 0...23...50°C	storage: -20...70°C
Humidity	< 85%	without condensation
Operating position	any	

SAFETY AND COMPATIBILITY REQUIREMENTS		
Electromagnetic compatibility	noise immunity	acc. to EN 61000-6-2
	noise emissions	acc. to EN 61000-6-4
Pollution level	2	
Installation category	III	
Maximal phase-to-earth operating voltage	for supply circuit, relay outputs: 300 V	for input circuits, interface, continuous and voltage 0/5 V outputs: 50 V
Altitude above sea level	up to 2000 m	



# ORDERING CODE

Ordering Code	Description
<b>RE92 1111M0</b>	Dual loop controller RE92 2x universal input for thermocouple and resistance thermometers or for standard analog signals 6x relay output; additional input 0/4..20mA; 1x analog output 10V or 1x 0/4..20mA, 3x binary output; Ethernet and RS-485 interface; transducer supply 24VDC; supply 85..253 V a.c./d.c., documentation and descriptions in Polish and English, test certificate
<b>RE92 2211M0</b>	Dual loop controller RE92 2x universal input for thermocouple and resistance thermometers or for standard analog signals 4x relay output; 2 x voltage output 0/5 V (SSR) additional input 0/4..20mA; 1x analog output 10V or 1x 0/4..20mA, 3x binary output; Ethernet and RS-485 interface; transducer supply 24VDC; supply 85..253 V a.c./d.c., documentation and descriptions in Polish and English, test certificate

## SEE OTHER CONTROLLERS WITH **SMART PID** ALGORITHM:

### BASIC



RE71

RE81

### ADVANCED



RE72

RE82



**Sifam Tinsley Instrumentation Inc.**

3105, Creekside Village Drive, Suite No. 801, Kennesaw,  
Georgia 30144 (USA)

**E-mail Id :** [psk@sifamtinsley.com](mailto:psk@sifamtinsley.com)

**Web :** [www.sifamtinsley.com](http://www.sifamtinsley.com)

**Contact No. :** +1 404 736 4903

**Sifam Tinsley Instrumentation Ltd**

Unit 1 Warner Drive,  
Springwood Industrial Estate  
Braintree, Essex, UK, CM72YW

**E-mail:** [sales@sifamtinsley.com](mailto:sales@sifamtinsley.com)

**Web:** [www.sifamtinsley.com/uk](http://www.sifamtinsley.com/uk)

**Contact:** +44(0)1803615139